

Labour Market Information

Parent & Student Guide

**Coventry &
Warwickshire 2023**



What is LMI?

Labour Market Information (LMI) is a useful tool for young people to understand what jobs are available in the local area and which jobs are likely to be around in the future.

LMI provides descriptions of jobs, entry routes into different careers, how much they pay and what skills are required.

How can LMI help young people decide what to do next?

Having up to date, high quality information can help students decide things about their future such as:

- Are there jobs close to where I live in my chosen route or will I need to move?
- Are there enough jobs in my chosen route and do I need to have a back up plan?
- Does the pay for the job I want match what I would like to earn?
- What is the best route for me to take to get to the job I would like?
- Is the industry I would like to work in growing or shrinking?

Coventry


Where are most jobs now?



Education



Health



Manufacturing



**Business &
Administration**



Retail

Employment

70.8%



**Midlands average
74.2%**

**161,000
jobs listed
per year**



Unemployment

6.1%



**Midlands average
3.7%**

Data: Office for National Statistics; Annual Population Survey, Business Register and Employment Survey.

Nuneaton & Bedworth


Where are most jobs now?



Health



Education



Transport



Business &
Administration



Retail

Employment
80.2%



Midlands average
74.2%

44,000
jobs listed
per year



Unemployment
2.2%



Midlands average
3.7%

Data: Office for National Statistics; Annual Population Survey, Business Register and Employment Survey.

Rugby


Where are most jobs now?



Education




Transport



Manufacturing



Business &
Administration



Scientific &
Technical

Employment

83.1%



Midlands average
74.2%

49,000
jobs listed
per year



Unemployment

3.7%



Midlands average
3.7%


Data: Office for National Statistics; Annual Population Survey, Business Register and Employment Survey.

North Warwickshire

Where are most jobs now?



Manufacturing



Scientific &
Technical



Transport



Business &
Administration



Retail

Employment

76.4%



Midlands average
74.2%

45,000
jobs listed
per year



Unemployment

3.7%



Midlands average
3.7%

Data: Office for National Statistics; Annual Population Survey,
Business Register and Employment Survey.

Stratford-on-Avon

Where are most jobs now?



Manufacturing




Health



Hospitality



Retail



Scientific &
Technical

Employment

79.5%



Midlands average
74.2%

69,000
jobs listed
per year



Unemployment

3.8%



Midlands average
3.7%


Data: Office for National Statistics; Annual Population Survey, Business Register and Employment Survey.

Warwick


Where are most jobs now?



Health



**Scientific &
Technical**



Manufacturing



**Business &
Administration**



Retail

Employment

78.6%



**Midlands average
74.2%**

**89,000
jobs listed
per year**



Unemployment

3.6%



**Midlands average
3.7%**

Data: Office for National Statistics; Annual Population Survey, Business Register and Employment Survey.

Where can I find out more?

We hope you have found the information in this guide useful, for further and detailed LMI please follow the below links:

www.prospects.ac.uk - a career website aimed at recent graduates.

www.lmiforall.org.uk - a comprehensive portal which collates LMI.

www.icould.com - a website aimed at young people, using personal stories to inform career choices and each video is linked to relevant LMI.

nationalcareers.service.gov.uk/explore-careers - shows a variety of career profiles, under each there is information about salaries, working hours and typical duties.

<https://www.gov.uk/government/publications/uk-labour-market-projections-2014-to-2024> UK Labour market predictions



thinkhigher.ac.uk



cwcareershub.co.uk

