




CARDINAL NEWMAN
CATHOLIC SCHOOL



**Creative iMedia
How to Revise**



LEARNING OUTCOME: To understand how to revise for iMedia

- 3 Test yourself with past-paper questions
- 2 Use revision methods to test knowledge recall
- 1 Create revision notes

'We are all made for greatness'



LEARNING OUTCOME:

To understand how to revise for iMedia

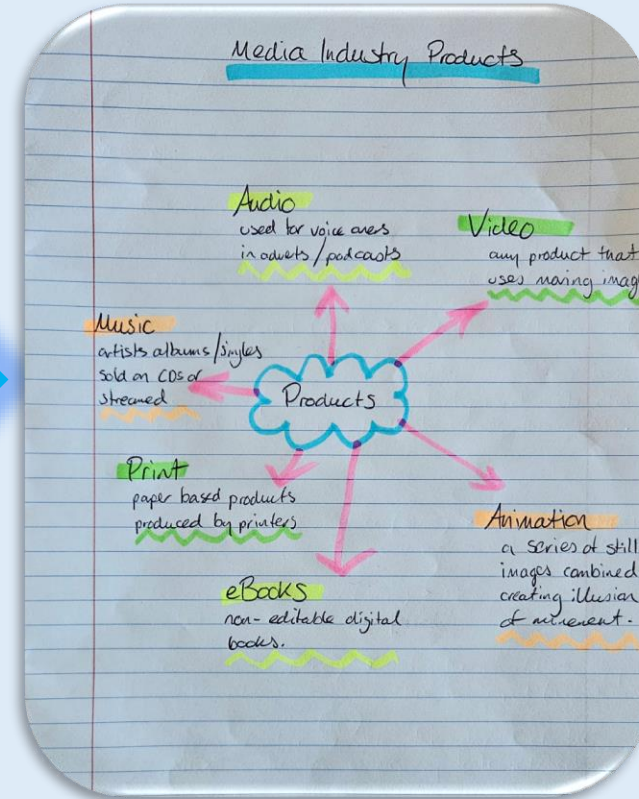

1 Create revision notes

LESSON DESTINATIONS



LEARNING OUTCOME: To understand how to revise for iMedia

- Using your revision guide, pick a topic and create a 'key information' revision page.
- Use highlighters to identify key words/key aspects



LESSON DESTINATIONS



1

Create revision notes



CARDINAL
NEWMAN
CATHOLIC SCHOOL

LEARNING OUTCOME:

To understand how to revise for iMedia

2

Use revision methods to test knowledge recall

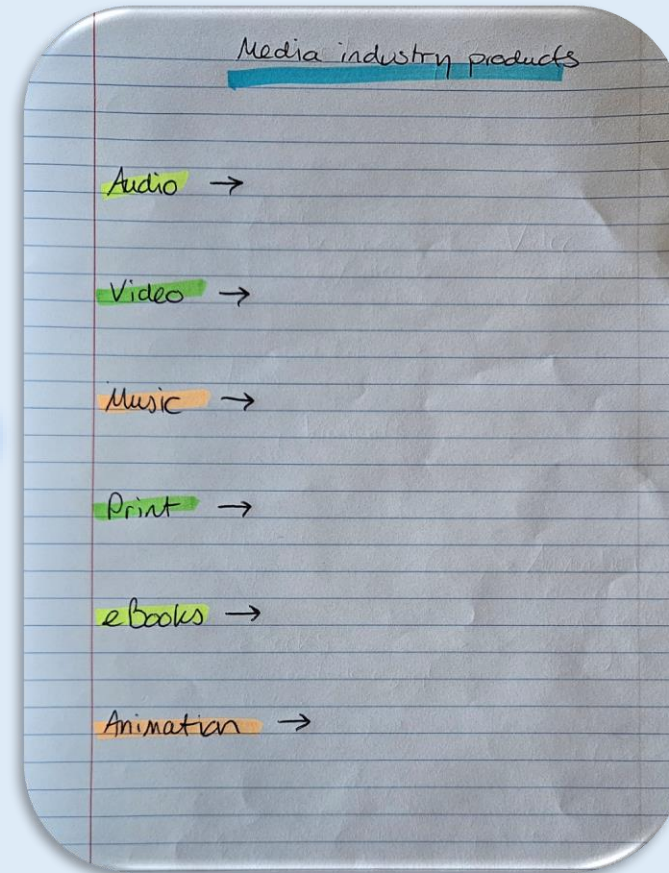
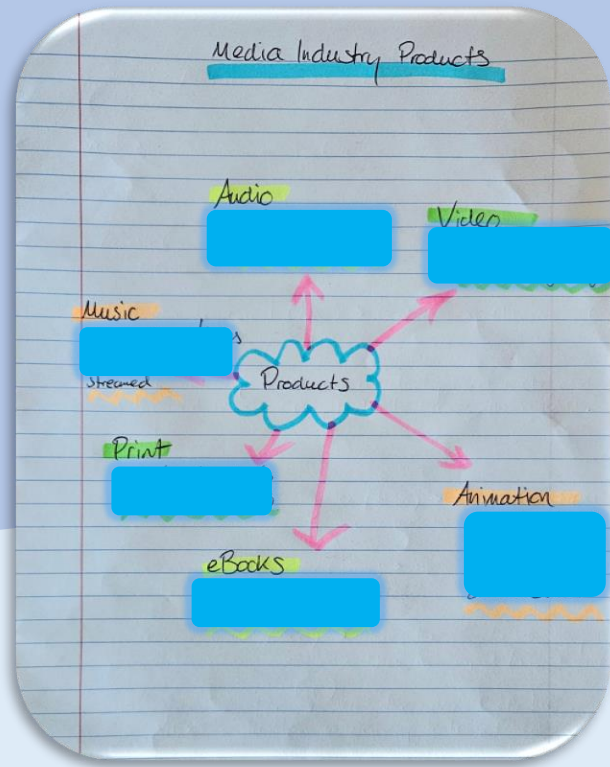
LESSON DESTINATIONS



LEARNING OUTCOME:

To understand how to revise for iMedia

- Using your notes, spend 10 minutes attempting the 'Read, Cover, Repeat' method to recall/re-write the information.



2

Use revision methods to test knowledge recall

LEARNING OUTCOME:

To understand how to revise for iMedia

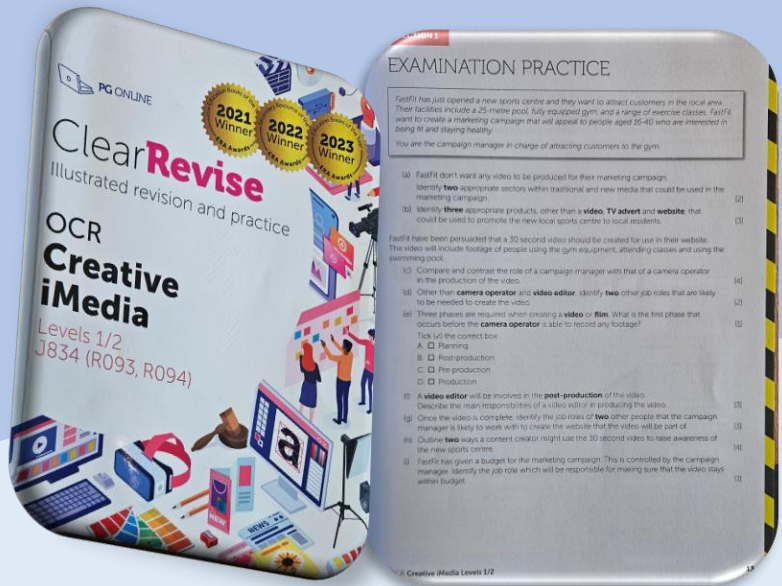
3

Test yourself with past-paper questions



LEARNING OUTCOME: To understand how to revise for iMedia

- Using your revision book (exam practise questions), attempt the questions on the topic you have been focussing on.
- In Google Classroom, use the 'Past Paper' folder to find real past exam questions on the topic you have focussed on.



3

Test yourself with past-paper questions



CARDINAL
NEWMAN
CATHOLIC SCHOOL