

Cardinal Newman Catholic School

Holy Cross Catholic Multi Academy Company

YEAR 13

MADE FOR GREATNESS



Mock Examination Preparation Booklet

Name:

“Knowledge through the light of faith”



CARDINAL
NEWMAN
CATHOLIC SCHOOL

Assessment Booklet Introduction

January 2025

Dear Parent/Carer

Re: Mock Examinations – Aim High, Reach for the Sky, No Limits!

We hope that you and your family are well at this time.

To support Year 13 in continuing to prepare for their A Level examinations in the summer, students will be participating in another mock examination season: **Monday 10th February 2025 to Friday 28th February 2025.**

Mock examinations are an important part of Year 13 as they help to identify student progress and understanding, identifying gaps for future learning as well as providing students with further examination experience ahead of their summer examinations.

This booklet will support students in preparing for these mock exams and will outline the following:

- Topics covered in the assessments
- Which sections should be completed in the revision materials and workbooks
- How the books should be used
- What further revision can be completed

Please use this booklet and the revision materials provided on Class Charts and in lessons to prepare for these exams. Keep them safe as this is a valuable resource. It will also be sent electronically to all students.

We want mock examinations to be a positive experience that supports and develops the skills and resilience in preparation for future examinations. If students are not successful in their mock examinations they will be selected to resit, after being provided with guidance on how to improve to ensure students have a positive experience. If you need any further support, guidance or information please do not hesitate in contacting us.

We would also like to take this opportunity to thank you for your continued support and a huge well done to all those students who have started so well in Year 13 and have continued to work hard and demonstrate that they are truly made for greatness.

Please do not hesitate to make contact if you have any further queries.

Yours faithfully



Ms L Mohan
Head of Sixth Form
Email: Lucy.Mohan@hccmac.co.uk



Ms E O'Connor
Headteacher
Email: Emma.Oconnor@hccmac.co.uk



Mock Examination Timetable

	Year 13 – Mock Examinations					
	Period 1	Period 2	Period 3		Period 4	Period 5
Monday 10 th February A				Early Lunch	Year 13 A Level Physics (Component 1) 2 hours Year 13 A Level Product Design (Comp 1) 1 hr 30 Year 13 A Level Law (Comp 1) 1 hr 30 Year 13 A Level Religious Studies (Comp 1) 2 hours	
Y13 Normal Lesson	Block A	Block A	Block A		Block B	Block B
Tuesday 11 th February A	Year 13 A Level English Lang/Lit Component 1 (2 hours 30) Year 13 A Level English Lit Component 1 (2 hours 15)			Early Lunch	Year 13 A Level Maths (Component 1) 2 hours	
Y13 Normal Lesson	Block E	Block E	Block E		Block C	Block C
Wednesday 12 th February A	Year 13 A Level Media (Component 1) 2 hours 15 mins Year 13 A Level Chemistry (Component 1) 2 hours Year 13 A Level Computer Science (Component 1) 2 hours 30			Early Lunch	Year 13 A Level English Lit Component 2 (1 hour 15)	
Y13 Normal Lesson	Block D	Block D	Block D		Block E	Block E
Thursday 13 th February A				Early Lunch	Year 13 A Level Biology (Component 3) 2 hours Year 13 A Level Business (Component 1) 2 hours Year 13 A Level History (Comp 1) 2 hours 30	
Y13 Normal Lesson	Block B	Block B	Block B		Block A	Block A
Friday 14 th February A	Year 13 A Level Maths (Component 2) 2 hours Year 13 A Level Psychology (Component 2) 2 hours			Early Lunch		
Y13 Normal Lesson	Block C	Block C	Block C		Block D	Block D

	Year 13 Assessments					
	Period 1	Period 2	Period 3		Period 4	Period 5
Monday 24 th February B	Year 13 A Level Biology (Component 2) 2 hours Year 13 A Level Business (Component 2) 2 hours Year 13 A Level History (Comp 2) 2 hours 30			Early Lunch	Year 13 A Level Physics (Component 3) 2 hours Year 13 A Level Product Design (Comp 2) 1 hr 45 Year 13 A Level Law (Comp 2) 2 hrs 15 Year 13 A Level Religious Studies (Comp 2) 2 hours	
Y13 Normal Lesson	Block A	Block A	Block A		Block B	Block B
Tuesday 25 th February B	Year 13 A Level English Lang/Lit Component 2 (2 hours 30) Year 13 A Level English Lit Component 3 (2 hours 15)			Early Lunch	Year 13 A Level Psychology (Component 3) 2 hours	
Y13 Normal Lesson	Block E	Block E	Block E		Block C	Block C
Wednesday 26 th February B	Year 13 A Level Media (Component 2) 2 hours 30 mins Year 13 A Level Chemistry (Component 2) 2 hours Year 13 A Level Computer Science (Component 2) 2 hours 30			Early Lunch		
Y13 Normal Lesson	Block D	Block D	Block D		Block E	Block E

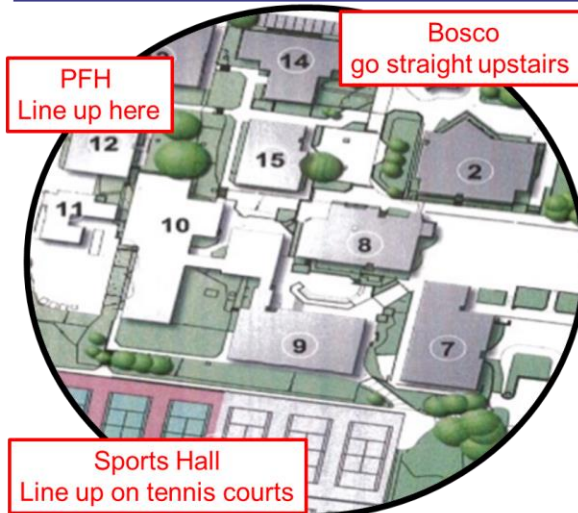
Examinations

Where are the Exams?

Sports Hall	Most examinations take place in the Sports Hall
PFH	Students who receive extra time or need a smaller environment
Exam Access	Upstairs Bosco classrooms

Some examinations will take place in the Gym. Please line-up outside the PFH. You will store your bags at the side of the gym venue.

Where do we line up?



Line up in the correct row in seat order (normally alphabetical)

Wait in silence so that you can hear instructions.

When instructed you will be guided into the assessment venue

There should be no talking once you have entered the venue.

Move to your seat when instructed and remain there for further instructions.

What do we do with our bags?



Please take your bag and coat and place in the entrance to the sports hall

Those in the PFH will put their bags into the sports cupboard

Bosco student will be instructed when they arrive.

Assessment Booklet

A Level Biology

What am I being assessed on?

A level paper 2 (Monday 24th February)

Year 13 Content but using A Level questions, this means that knowledge of year 12 content is expected, there will be questions that draw on year 12 subject material. These will not only test AO1 knowledge recall, but AO2 and AO3 which expect you to analyse and evaluate data

Topics include

Unit 5 (all completed)

Unit 6 all year 13 material covered up to the end of January 2025

Unit 7 (all completed)

Unit 8 all year 13 material covered up to the end of January 2025

A level paper 3 (Thursday 13th February)

Synoptic paper covering yr12 and yr13 content(all year 13 material covered up to the end of January 2025) with an essay question (you have a choose one essay from two options).

What revision material should I revise from and how can I revise?

CGP textbook


Use the book to make notes, answer questions and complete the practice questions of each relevant unit.

SENECA & Up Learn

Use the revision resources to test your knowledge

PIXL notes

Use PowerPoints to test your knowledge



Assessment Booklet A Level Biology

Additional Revision Tasks & Resources

Produce mind maps to condense content to 1 topic per page

Produce revision cards with information/content on one side and questions to test knowledge on the other side

PiXL knowledge question packs for each unit

Practice past papers and mark schemes

Revision session Tuesday 18th February 9-12 tbc



Useful web links:

<https://www.youtube.com/watch?v=QcdBiD2Icbs>

<http://www.a-levelnotes.co.uk/biology-aqa-as-level-notes-new-spec.html>

<http://astarbiology.com/a-level/aqa/notes/>

<https://www.physicsandmathstutor.com/biology-revision/a-level-aqa/>



What am I being assessed on?

For this mock exam you will be completing a Paper 1 and Paper 2. Both examinations will be for 2 hours and are full A Level papers. This covers all of Themes 1, 2, 3 and 4.

Theme 1: Marketing and People

Theme 2: Business Activities

Theme 3: Decisions and Strategy

Theme 4: Global Businesses

A reminder Paper 1 focuses on Theme 1 and Theme 4 and therefore Paper 2 focuses on Theme 2 and Theme 3

What revision material should I revise from?

You should use the following to help aid your revision:

- ❖ Class notes
- ❖ Past exam papers
- ❖ Revision materials created in class and at home

How can I revise?

You need to ensure you understand all of the key concepts and use flash cards and mind maps to support you.

You will also benefit from completing past exam papers which have been emailed out previously. By completing the past papers in the allocated time also helps prepare you for the speed you need to complete questions in.

Also use the mark schemes provided to further enhance your understanding

Assessment Booklet

A Level Business

Useful websites

www.edexcel.co.uk - use to access past papers, mark schemes and examiners reports



www.tutor2u.co.uk - use to access revision videos (link sent to previous videos) Also examiner advice and theory.



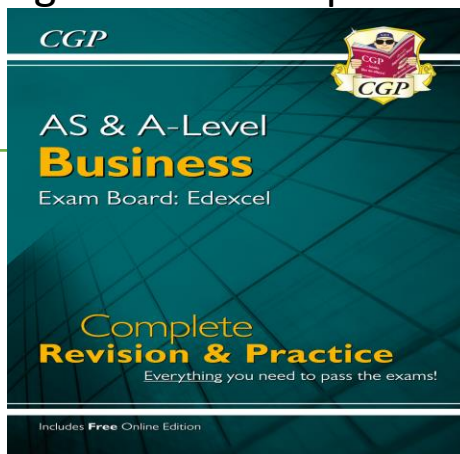
https://www.youtube.com/@Bizconsesh/playlists?view=50&sort=dd&shelf_id=9 - Bizconsesh for quick revision videos to support your understanding.



<https://www.youtube.com/@TakingTheBiz> - alternative to previous link for short videos explaining key terminology



Also do not forget the revision guide we have provided you with to support your revision further



Assessment Booklet

A Level Chemistry

What am I being assessed on?

Paper 1 (Combined Paper 1 & Paper 2)– 2 Hours 102 marks

102 marks of short and long answer questions.

Paper 2 (Paper 3)– 2 Hours 90 marks




40 marks of questions on practical techniques and data analysis.

20 marks of questions testing across the specification

30 marks of multiple choice questions

What revision material should I revise from?

- Text book
- Class notes
- UpLearn
- Work booklets
- Exam questions
- Websites



How can I revise?

1. **Revise** – make revision flash cards, mind maps and summary notes to revise the key concepts (e.g. reaction mechanisms).
2. **Test** – Use the flash cards and drill questions in your text book and work books to test your knowledge.
3. **Apply** – Use past questions to help you to practice applying your knowledge. Use the mark schemes to help you check and improve your answers

Assessment Booklet

A Level Chemistry

Additional Resources

Websites

<https://web.uplearn.co.uk/learn>



<https://chemrevise.org/revision-guides/>

chemrevise

Resources for A-level and GCSE Chemistry

<https://www.chemguide.co.uk/>

chemguide

Helping you to understand
Chemistry

<https://www.a-levelchemistry.co.uk/aqa-a-level-chemistry.html>

A-Level Chemistry

HOME SPECIFICATIONS VIDEOS BOOKS EXTRA RESOURCES CONTACT REVISION CARDS

<https://kuizical.com/>



<https://app.senecalearning.com/courses?Price=Free&Age+Group=A+Level&Subject=Chemistry>

 SENECA

<https://www.docbrown.info/page13/page13.htm>

Doc Brown's Chemistry

Advanced Level Chemistry Study Revision Notes and Quizzes -
worksheets

Assessment Booklet


A Level Design Technology

What am I being assessed on?

Your assessment will be a full Paper 1 and a full Paper 2 this includes a range of long and short answer questions including:
A variety of Maths calculate questions
Discuss, name, identify, describe, analyse, explain style questions
Sketches & Notes

What revision material should I revise from?

Notes and information sheets from the theory lessons, and the OCR Design & Technology Product Design revision guide.



How can I revise?

- Practice copying and labelling the drawings from the processes information sheets
- Watch relevant 'How it's made' videos and use bullet point lists to explain the way each product is manufactured.
- Create revision cards for each of the materials and properties, which you can then use to test yourself.
- Look at products around the home and investigate the materials and manufacturing processes used to make them.

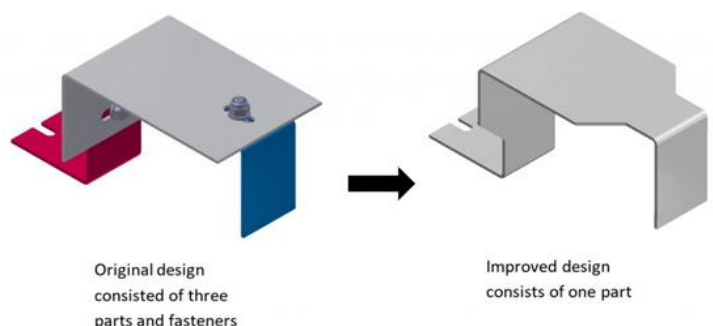
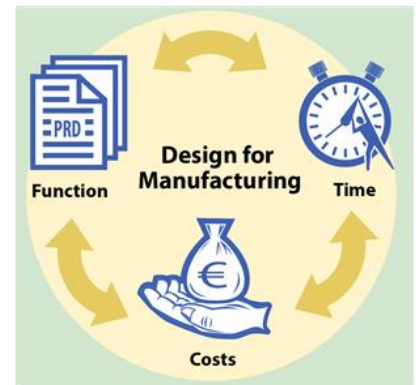
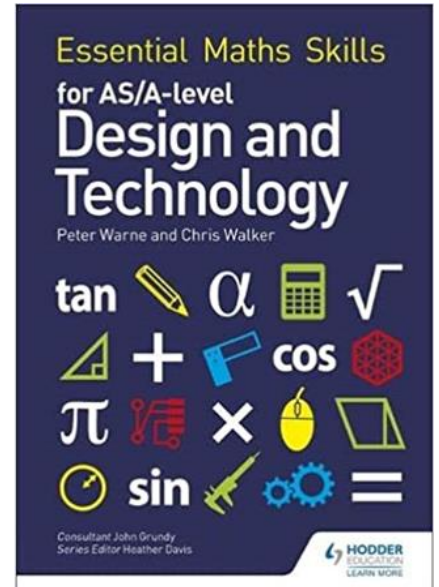
Assessment Booklet

A Level Design Technology

Additional Revision Tasks & Resources

Use the following topic list alongside your workbooks to help prepare for the assessment:

- Functionality
- Metals
- Calculate length
- Iterative design process
- Design optimisation
- Past and present technologies
- Calculate upper bound
- Estimate
- Calculate probability
- Ergonomic factors
- Calculate length (arc)
- Lifecycle assessment (LCA)
- Polymers
- Polymer manufacturing processes
- Quality control checks
- Design for Manufacture (DFM)
- Calculate speed
- Legislative and standards requirements



Assessment Booklet

A Level English Language and Literature

Component 1: Voices in Speech & Writing (2 hours 30 minutes) (SML)

Component 1: Voices in Speech & Writing
2hr 30-minute examination
50 marks

Section A

Voices in Speech & Writing: An Anthology
(25 marks)

You will compare one of the anthology texts to an unseen text that shares a similar theme.




Section B

A Streetcar Named Desire
(25 marks)



You will complete an examination question that addresses key themes and/or characters across the play.



Revision Tips: Voices in Speech & Writing: An Anthology

- YouTube: English_Newman
- PPTs on Anthology texts
- How to Structure a Response
- Anthology Revision Grid
- Non-Fiction- Key Conventions Guide
- Anthology (annotations/PAMTC)
- Anthology Record Booklet
- Exam Preparation Booklet

Revision Tips: A Streetcar Named Desire

The following materials are available via our Microsoft Teams channel:

- ASND Record Booklet
- ASND Evidence Spreadsheet
- ASND Revision Pack
- ASND How to Structure a Response
- ASND Key Context
- ASND- Plot & Context Summary Grid
- ASND- Extract Planning Grids

Additional Resources include:

- ASND York Notes
- ASND Lit Charts (Available via Teams)


Component 1: Section A

- Do I know the PAMTC for each anthology text?
- Do I know the voices created in each text, how they change and why they are evident?
- Do I know the specific evidence from each text that I will select to analyse/demonstrate voice.
- Do I know the genre conventions and how/why they are used?
- Do I know how to structure a response?
- Can I identify/apply appropriate subject terminology?



Component 1: Section B

- Do I know the plot and key events across each scene?
- Do I know the contextual factors that have influenced Williams?
- Do I know the key evidence/analysis for each character/theme?
- Do I know how to structure a response-making links to the extract?



Assessment Booklet

A Level English Language and Literature

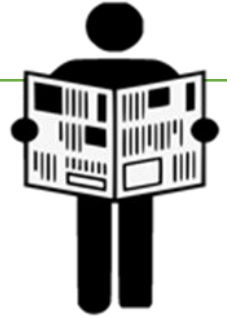
Component 2: Varieties in Language and Literature (2 hours 30 minutes) (KAN)

Component 2: Section A

Society & The Individual: Unseen Non-Fiction Prose
(20 marks)

You will complete an essay question on an unseen non-fiction text. (AO1-3)

You will spend 1 hour on this section.



A LEVEL



ENGLISH LANGUAGE AND LITERATURE

Component 2: Section B

Society & The Individual: The Great Gatsby & Great Expectations (30 marks)


You will complete a comparative essay question on TGG & GE (AO1-4)

You will spend 1 hour 30 minutes on this section.



Revision Materials:

- TGG Excel Grid, Booklets: Extract, Comprehension, Context
- GE Excel Grid, Booklets: Extract, Comprehension, Context
- Lessons: HTSAR, literary theory, critical reception of TGG/ GE
- Subject terminology grid
- Exemplar responses
- Unseen Non-Fiction Prose booklet and lessons



Section A: Unseen Non-Fiction Prose

A Level: English Language and Literature

Name: _____

Teacher: _____

Class: _____



Assessment Booklet

A Level English Literature

What am I being assessed on?

Paper 1 - Drama – 2 hrs 15 mins

Paper 2 – Prose – 1 hr 15 mins

Paper 3 – Poetry - 2 hrs 15 mins

Component 1: Section A

Othello (35 marks)

You will be assessed on AO1, AO2, AO3 and AO5

Component 1: Section B

A Streetcar Named Desire (25 marks)

You will be assessed on AO1, AO2, and AO3

Component 2

The Supernatural: The Picture of Dorian Gray and Dracula (40 marks)

(40 marks)

You will complete a comparative assignment (AO1-AO4)

Component 3: Section A

Poetry of the Decade (30 marks)

You will be assessed on AO1, AO2, AO4

Component 3: Section B

Rossetti (30 marks)

You will be assessed on AO1, AO2, AO3

What revision material should I revise from?

Othello + ASND


The following materials have been sent to you via email and printed for you:

- Knowledge organisers
- Plot Organisers
- Context grids
- Key quotations with analysis
- Example A* essays
- All lessons have been emailed
- Recorded lessons have been given to you

The Picture of Dorian Gray and Dracula

The following materials have been sent to you via email and printed for you:

- Context document
- Example Assignments
- Essay planning grids
- Key quote analysis grids
- How to Structure a Response PPT



Poetry

The following materials have been sent to you via email, are on our Share-Point and printed for you:

- Summaries of all poems
- Context grids (Rossetti)
- Quotations with analysis
- Example A* Essays
- All lessons have been emailed
- Terminology lists
- Booklet with additional unseen poems



How can I revise?

Drama Exam

1. Re-read the two plays including all of your notes
2. Create revision cards detailing what occurs in each act/ scene.
3. Re-read example essays
4. Plan and write essays (LSH will mark/ support)

Prose Exam

1. Re-read key 'texts'
2. Review the 'Key Context' documents
3. Write your responses using these planning grids.
4. Create terminology revision cards

Poetry

Re-read all poems including your notes
Complete the revision tasks for both sections of the exam
Practice analysing unseen poems (booklet)
Memorise context for each Rossetti poem

Assessment Booklet

A Level English Literature

Additional Revision Tasks & Resources

Christina Rossetti

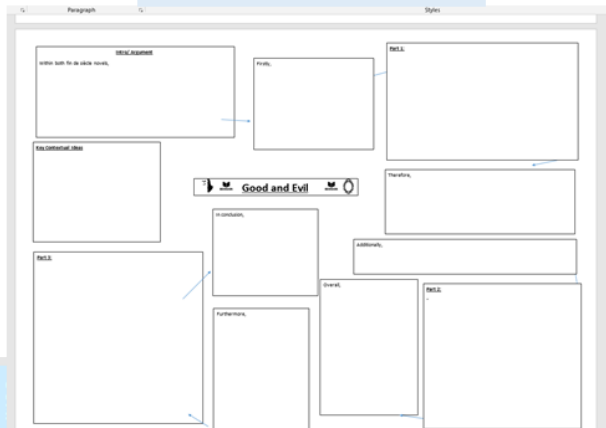
Exam Answers Exemplar Pack

Key Plot Moments - Othello

PLOT	Tragedy / Genre	KEY QUOTES
Act 1	<p>Five acts The text is a five-act tragedy of Othello</p> <p>Antisocial justice I must evolve spite and fear in the audience</p> <p>Hamartia Tragic hero's fatal flaw: pride, jealousy, too trusting</p> <p>Death Tragic hero's actions ultimately cause their death and that of many other characters</p> <p>Catharsis The playwright evokes a surge of emotion for the audience, a sense of justice. This might not be strictly the case in 'Othello'</p> <p>Pathos Evoke pity and sadness</p> <p>High status hero Othello is General of the army</p> <p>Peripetia Hero's error leads to their reversal of fortune</p>	<p>Act 3 sc 3 Iago O beware my lord of jealousy; it is the green-eyed monster which doth stalk the night's heels on</p> <p>Act 1 Iago I am not what I am</p> <p>Act 1 sc 3 Othello My noble friend, I do perceive here a divided duty</p> <p>Act 3 sc 3 Othello Happy for an hour, And have not known soft parts of conversation That gardeners have, or for I am decreed Into the vales of years—yet that's not much—She's gone.</p>
Act 2	<p>Themes and Symbols</p> <p>Jealousy Jealousy Othello's hamartia, Iago and Rodrigo are jealous to which motivates their revenge.</p> <p>Reversal of fortune As the time people do not marry for love. Women were the property of their father and transferred to the husband in marriage. Desdemona at the start does not fit this mould. She is strong, intelligent, free choice and her husband. As the plot continues her vice dominates. As he and Emilia more experienced women gives her view on men. Iago spins rumours about women in a 'Venetian woman' about her husband.</p> <p>Revenge — on Cassio and Othello to Iago. He feels betrayed at not getting the position of lieutenant.</p> <p>Conflict The play opens with conflict: life are presented with a conflicting view of Othello. There are conflicting views of the 'real' and 'honour' and of characters themselves. Othello's error conflict and the conflict of war itself.</p> <p>Appearance + Reality Iago is not what he seems to all characters. Misheard words 'The Moor as a publican he is not a saint at all either one'</p> <p>The handkerchief — symbolises proof. Desdemona's sign of purity and her love. Once it is lost Othello sees that family is lost. I see his father's given to her by his father and is said to have provenance.</p>	<p>Act 5 sc 2 Othello Like the base Indian, threw a pearl away</p> <p>Act 1 sc 1 Iago How very rich, an old black trait is begging your white ass</p> <p>Act 1 sc 3 Othello Most potent, grave, and reverend signiors, I had almost forgot this old man's daughter, 'tis most true, that, I have married her.</p> <p>Act 3 sc 3 Othello Excellent wretch! Perdition catch my soul, But do this to me, and when I love thee not, Othello is come again.</p> <p>Act 5 sc 2 Iago From this time forth I never will speak word</p> <p>Act 5 sc 2 Desdemona Nobly, I myself</p> <p>Act 3 sc 4 Emilia They eat us hungrily, and when they are full, They bitch us</p>
Act 3		
Act 4		
Act 5		



Essay Planning Grids



Key Terminology

Term	Definition
Tragic Genre	A play that typically features a protagonist of high standing who experiences a change in circumstances/ a downfall which evokes pity and catharsis from the audience
Tragic hero	The protagonist of the tragedy who begins the play as a person of high standing (king / nobleman...) and experiences a downfall
Hamartia	The fatal flaw or error within the tragic hero
Anagnorisis	is a moment in a plot or story, specifically a tragedy, wherein the tragic hero either recognizes or identifies his/her true nature, recognizes the other character's true identity, discovers the true nature of his situation, or that of the others — leading to the resolution of the story.
Peripetia	Peripetia is a reversal of circumstances, or turning point.
Catharsis	The release of the audience's emotions through empathy with the characters
Pathos	A feeling of pity or sympathy with the characters / tragic events
Machiavellian Villain	Machiavellian is a term used to describe someone whose sole purpose is to manipulate others for the individual's personal gain.
Vice Character	Vice is a stock character of the medieval morality plays. While the main character plays was representative of every human being the other characters were repr (and usually named after) personified virtues or vices who sought to win control over the soul. While the virtues in a morality play can be seen as messengers of God, the vices as messengers of the Devil.

Additional Task Documents



Section	Section A: Othello and critical anthology	Section B: A Streetcar Named Desire	Exam Date
Duration	2 hours 15 minutes		30%

Revision checklist:

Tick off as and when you are confident with the following for each section of the exam:

Othello Checklist	A Streetcar Named Desire Checklist	General
<ul style="list-style-type: none"> Context — do I know the literary context surrounding Othello and the tragic genre? Context — do I know the historical context surrounding Othello? Context — do I know the social and cultural context surrounding Othello, such as attitudes towards race, gender, the supernatural, reputation, cuckoldry Context — do I feel confident discussing the contextual factors of Othello within my work? Plot — do I know what happens in Act 1? Plot — do I know what happens in Act 2? Plot — do I know what happens in Act 3? Plot — do I know what happens in Act 4? Plot — do I know what happens in Act 5? Character — Othello. Do I know how he is presented at the start, middle and end of the play? Do I know at least 10 quotations for his character? Character — Iago. Do I know how he is presented at the start, middle and end of the play? Do I know at least 10 quotations for his character? Character — Desdemona. Do I know how she is presented at the start, middle and end of the play? Do I know at least 10 quotations for her character? Character — Cassio. Do I know how he is presented at the start, middle and end of the play? Do I know at least 7 quotations for his character? Character — Emilia. Do I know how she is presented at the start, middle and end of the play? Do I know at least 7 quotations for her character? 	<ul style="list-style-type: none"> Context — do I know historical context surrounding ANSD and how to apply it to the text? Context — do I know political context surrounding ANSD and how to apply it to the text? Context — do I know social and cultural context surrounding ANSD and how to apply it to the text? Plot — do I know the overall play? Time — am I confident when the events of the play occurs and how much time is covered throughout the play? Character — Blanche. Do I know how she is presented at the start, middle and end of the play? Do I know at least 10 quotations for her character? Character — Stella. Do I know how he is presented at the start, middle and end of the play? Do I know at least 10 quotations for his character? Character — Mitch. Do I know how he is presented within the play? Do I know at least 5 quotations for his character? Character — Minor Characters. Do I know the purpose and role of the minor characters within the play? Can I confidently discuss them and link to key moments within the text? 	<ul style="list-style-type: none"> Terminology — do I know how to identify a range of dramatic conventions? Dramatic Structure — am I confident with the structure of Othello and how to apply this to dramatic texts? Genre — am I confident when discussing conventions within great tragedy such as cathos, catharsis, anagnorisis, hamartia and applying them to Othello and ANSD? Essay Planning — do I know how to approach an exam question and work out what I am expected to do? Essay Planning — do I know how to structure an exam response and what my answer should include? Essay Planning — do I know which moments from the text to select to approach my question? Essay Writing — am I confident in finding a central line of argument for my response? Essay Writing — Do I know how to identify techniques the writer has used? Essay Writing — Do I know how to identify the writer's craft and discuss the meaning and effect? Essay Writing — Do I know how to apply relevant contextual factors to my ideas? Essay Writing — Do I know how to engage with critical texts and discuss alternative interpretations? Essay Writing — Do I know how to structure a conclusion?

Assessment Booklet A Level History

What am I being assessed on?

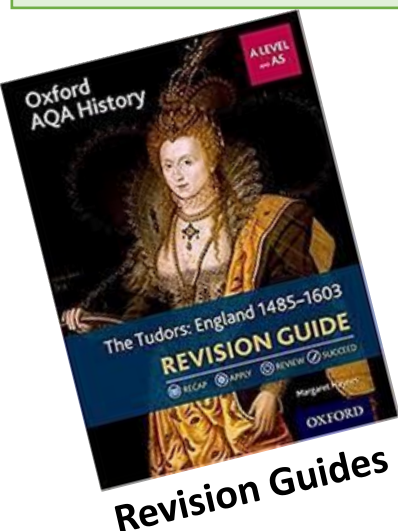
Paper 1C – Tudors

- Henry VII
- Henry VIII
- Mid Tudor Crisis
- Early Elizabeth

Paper 2Q – USA

- Truman
- JFK
- Johnson
- Nixon

What revision material should I revise from?



Revision Guides



4 THE JOHNSON PRESIDENCY, 1963-69

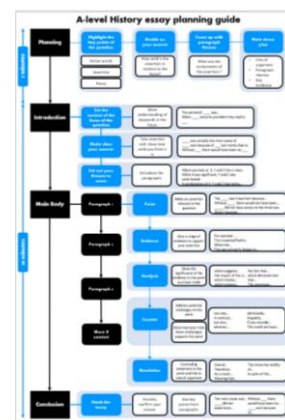
Maintaining American World Power

Escalation of the war in Vietnam

When Johnson became President, there were nearly 17,000 American 'advisers' in South Vietnam. By 1968, America had 535,000 ground troops there but was no closer to defeating the Communists.

Johnson continued the US involvement in Vietnam because:

- he believed in containment and the domino theory
- The United States had staked its image and prestige on support of the 'state' of South Vietnam that Eisenhower had created and promised to sustain through SEATO
- the Kennedy administration had colluded in the assassination of the South Vietnamese leader Diem and Johnson rightly said this morally locked America in Vietnam
- Johnson felt constitutionally and emotionally bound to continue the policies of the late elected President and to keep Kennedy's advisers, all of whom urged continuation of the involvement, e.g. McNamara and Rusk
- Diem's successors were still not defeating the Communists



Essay Structures

Knowledge Packs

How can I revise?

1. RAG Knowledge of the monarchs
2. Create Essay plan for possible Questions
3. Create revision cards from knowledge organisers and booklets

1. RAG knowledge of on Presidents
2. Create Essay plans for possible questions
3. Use knowledge Booklets.

Assessment Booklet

A Level History

Additional Revision Tasks & Resources

"Henry VIII's actions as King destroyed Henry VII's legacy."
Assess the validity of this view of the years 1485 to 1514

INTRODUCTION- establish thread of argument

Agree / Valid

Disagree / Not valid

1

1

2

2

3- LINKING FACTOR

3-LINK TO JUDGEMENT

JUDGEMENT- return to thread of argument

Task:

Use past questions from class charts to plan answers.

Assessment Booklet

A Level Maths

What am I being assessed on?

Pure Maths

Chapter 12: Algebra 2 (except proof)
Chapter 13: Sequences
Chapter 14: trigonometric identities
Chapter 15: Differentiation 2
Chapter 16: Integration (Except differential equations)

Applied Maths

Chapter 20: Probability and CRV's.
Chapter 21: Hypothesis Testing 2

What revision material should I revise from?

- Past Papers
- Textbook
- www.aqa.org.uk
- www.kerboodle.com
- www.integralmaths.org
- www.examsolutions.net
- www.drfrostmaths.com



How can I revise?

- Make notes from the summary sections at the end of each chapter.
- Complete a past exam questions then mark it using the mark scheme.
- Practice questions from the exercises in the book, use the worked solutions on Kerboodle.

- Use the additional notes and exercises on integral maths to consolidate.
- Watch the videos going through exam questions on www.examsolutions.net
- Work through the relevant powerpoints on www.drfrostmaths.com

Assessment Booklet

A Level Maths

Additional Revision Tasks & Resources

Binomial series

$$(a + b)^n = a^n + \binom{n}{1}a^{n-1}b + \binom{n}{2}a^{n-2}b^2 + \dots + \binom{n}{r}a^{n-r}b^r + \dots + b^n \quad (n \in \mathbb{N})$$

$$\text{where } \binom{n}{r} = {}^nC_r = \frac{n!}{r!(n-r)!}$$

$$(1 + x)^n = 1 + nx + \frac{n(n-1)}{1 \cdot 2}x^2 + \dots + \frac{n(n-1)\dots(n-r+1)}{1 \cdot 2 \dots r}x^r + \dots \quad (|x| < 1, n \in \mathbb{Q})$$

Arithmetic series

$$S_n = \frac{1}{2}n(a + l) = \frac{1}{2}n[2a + (n-1)d]$$

Geometric series

$$S_n = \frac{a(1-r^n)}{1-r}$$

$$S_\infty = \frac{a}{1-r} \quad \text{for } |r| < 1$$

Trigonometry: small angles

For small angle θ , measured in radians:

$$\sin \theta \approx \theta$$

$$\cos \theta \approx 1 - \frac{\theta^2}{2}$$

$$\tan \theta \approx \theta$$

Trigonometric identities

$$\sin(A \pm B) = \sin A \cos B \pm \cos A \sin B$$

$$\cos(A \pm B) = \cos A \cos B \mp \sin A \sin B$$

$$\tan(A \pm B) = \frac{\tan A \pm \tan B}{1 \mp \tan A \tan B} \quad (A \pm B \neq (k + \frac{1}{2})\pi)$$

Differentiation

$f(x)$	$f'(x)$
$\tan x$	$\sec^2 x$
$\operatorname{cosec} x$	$-\operatorname{cosec} x \cot x$
$\sec x$	$\sec x \tan x$
$\cot x$	$-\operatorname{cosec}^2 x$
$\frac{f(x)}{g(x)}$	$\frac{f'(x)g(x) - f(x)g'(x)}{(g(x))^2}$

Differentiation from first principles

$$f'(x) = \lim_{h \rightarrow 0} \frac{f(x+h) - f(x)}{h}$$

Mechanics

Constant acceleration

$$s = ut + \frac{1}{2}at^2 \quad \mathbf{s} = \mathbf{u}t + \frac{1}{2}\mathbf{a}t^2$$

$$s = vt - \frac{1}{2}at^2 \quad \mathbf{s} = \mathbf{v}t - \frac{1}{2}\mathbf{a}t^2$$

$$v = u + at \quad \mathbf{v} = \mathbf{u} + \mathbf{a}t$$

$$s = \frac{1}{2}(u + v)t \quad \mathbf{s} = \frac{1}{2}(\mathbf{u} + \mathbf{v})t$$

$$v^2 = u^2 + 2as$$

Probability and statistics

Probability

$$P(A \cup B) = P(A) + P(B) - P(A \cap B)$$

$$P(A \cap B) = P(A) \times P(B|A)$$

What am I being assessed on?

You will be completing a FULL Component 1 AND Component 2 mock exam.

Component 1 – 90 marks (12th February)

- 1. Media Language** – Unseen Audiovisual Advert [15 marks]
- 2. Representation** – The Daily Mirror OR The Times [30-mark comparative question]
- 3. Industry** – The Times AND I, Daniel Blake [25 marks]
- 4. Audience** – Assassin's Creed AND Tide [20 marks]

Component 2 – 90 marks (26th February)

- 1. Black Mirror and The Returned** – Industry [30 marks]
- 2. Woman** – Representation [15 marks] **AND** Adbusters – Audiences [15 marks]
- 3. KSI and Attitude** – Media Language [30 marks]

What revision material should I revise from?

In the Google Classroom, you have the following:

1. Structured revision tasks (these will be set as guided home learning)
2. Knowledge organisers for each set text
3. Model responses for exam questions
4. Revision videos
5. Terminology glossary
6. Links to set texts
7. Theory revision links/videos



SCAN THE QR CODE TO ACCESS THE GOOGLE CLASSROOM!

Assessment Booklet

A Level Physics

What am I being assessed on?

Paper 2 - 2 hours (85 marks)

60 marks of short and long answer questions and 25 multiple choice questions on content

1. Thermal Physics
2. Fields & their consequences
3. Radioactivity & nuclear physics

Paper 3 - 2 hours (90 marks)

45 marks of short and long answer questions on practical experiments and data analysis.

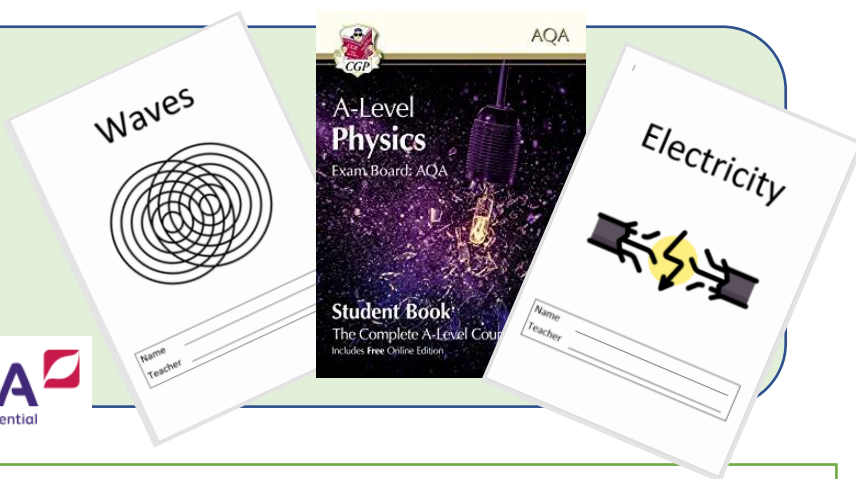
35 marks of short and long answer questions on optional topic.

Section A: Compulsory section: Practical skills and data analysis

Section B: Option – Turning Points in Physics

What revision material should I revise from?

- Text book
- Class notes
- UpLearn
- Work booklets
- Exam questions
- Websites



How can I revise?

1. **Revise** – make revision flash cards, mind maps and summary notes to revise the key concepts.
2. **Test** – Use the flash cards and drill questions in your text book and work books to test your knowledge.
3. **Apply** – Use past questions to help you to practice applying your knowledge. Use the mark schemes to help you check and improve your answers

Assessment Booklet

A Level Physics

Additional Resources

Websites




<https://web.uplearn.co.uk/learn>




<https://www.physicsandmathstutor.com/physics-revision/a-level-aqa/>



https://www.cyberphysics.co.uk/key_stage/KS5.htm



<https://www.alevelphysicsonline.com/students>



<https://kuizical.com/>



<https://app.senecalearning.com/courses?Price=Free&Age+Group=A+Level&Subject=Physics>



Assessment Booklet

A Level Psychology

What am I being assessed on?

First Mock Paper;

Section A – Social Influence
(24 marks)

Section B – Attachment (24
marks)

Section C – Research Methods
(48 marks)

Second Mock Paper;

Section A – Relationships (24 marks)

Section B – Schizophrenia(24 marks)

Section C – Forensics (24 marks)

Section D – Research Methods (24
marks)

What revision material should I revise from?

- All PowerPoints and workbooks are in the files section of Teams
- Essay planning sheets for potential 16 markers (A03 from workbooks!!)
- Tutor2U assessment booklets to test knowledge
- Past papers and mark schemes available on exam board website - [AQA | Psychology | A-Level | A-level Psychology](#)
- Tutor2U revision resources - [Psychology | tutor2u](#)
- Quizlet for key concepts and key studies - [AQA A-LEVEL PSYCHOLOGY: PAPER 1 Flashcards | Quizlet](#)

How can I revise?

- 1) Print off copies of Social Influence and Attachment workbooks and complete the activities in them, using the PowerPoints in the files section of Teams
- 2) Take each sub-topic in turn (e.g. the role of the father / animal studies of attachment / dispositional explanations of obedience) and create an essay plan for it – 6 marks worth of A01 and 10 marks worth of A03 – aim for 4 paragraphs of A03 per essay
- 3) Create a set of flashcards for each of the key terms – sub-divide by topic (e.g. Topic 1 of Attachment – reciprocity / interactional synchrony)
- 4) RESEARCH METHODS QUESTIONS!

Assessment Booklet

A Level Psychology

A psychology teacher read the researcher's study on sport and happiness. She considered whether setting group tasks could improve her students' level of happiness.

She decided to conduct an independent groups experiment with 30 students taking A-level Psychology using the same happiness questionnaire;

Design an independent groups experiment that the psychology teacher could conduct.

In your answer you should provide details of:

- the aim of the experiment
- identification and manipulation of variables including details of the task
- controls to minimise the effects of extraneous variables
- data handling and analysis – use of descriptive statistics and/or data presentation.

Justify your design choices (12 marks)

Imagine you have been asked to design a study to investigate possible gender differences in card sorting behaviours. You decide you will ask participants to sort a shuffled pack of playing cards into their suits of hearts, clubs, diamonds and spades. You decide you will time the participants as they do this using a stop watch.

Discuss the following aspects of this investigation:

- with reference to the card sorting task, explain how you would ensure that this is made the same task for all participants
- one methodological issue you should take into account when obtaining suitable participants for this study and explain how you would deal with this issue
- how you would ensure that the experience of your participants is ethical.

[9 marks]

Assessment Booklet

A Level Religious Studies

What am I being assessed on?

- Component 1 Philosophy (year 12/13)
- Component 2 Ethics (year 12/13)

AO1 – 40%

Demonstrate knowledge and understanding of religion and belief, including:

- religious, philosophical and/or ethical thought and teaching
- influence of beliefs, teachings and practices on individuals, communities and societies
- cause and significance of similarities and differences in belief, teaching and practice
- approaches to the study of religion and belief

AO2- 60%

Analyse and evaluate aspects of, and approaches to, religion and belief including their significance, influence and study

Exam board: OCR
2 papers 120 mins each
Answer Three exam questions out of a choice of 4 for each component (40 mins each)

What revision material should I revise from? The following resources available on TEAMS

- ✓ PLCs for both topics to be assessed
- ✓ Exam questions for independent revision
- ✓ Key terms and definitions glossary
- ✓ Revision clock
- ✓ Essay planning and Lines of Argument revision support
- ✓ Workbooks for all topics
- ✓ Seneca revision quizzes for all topics



How can I revise?

- Ensure folder is organised
- Create mindmap/brain dump for both topics
- Complete essay plans for all past paper questions using LOAs and essay planning template
- Complete AO1 and 2 tasks from the revision guide

Assessment Booklet

A Level Religious Studies

Additional Revision Tasks & Resources

- ✓ Organise revision notes
- ✓ Complete PLCs
- ✓ Complete topics on Seneca
- ✓ Create flash cards with key terms/scholars on
- ✓ Create mind maps of topic areas
- ✓ Complete a revision clock for each topic timing yourself 5 minutes per section
- ✓ Complete the workbooks for each topic

Revision webinars on YouTube:

Philosophy:

<https://www.youtube.com/watch?v=ZVq7UTNnsUA>

<https://www.youtube.com/watch?v=0hB8GJ4ynOw>

Ethics:

<https://www.youtube.com/watch?v=VQm18iz9gq4>

<https://www.youtube.com/watch?v=-PxAo4Lmgf0>

DCT:

<https://www.youtube.com/watch?v=fOpnbHozOTY>

<https://www.youtube.com/watch?v=ghDRgobLXZY>



Assessment Booklet

A Level Computer Science

What am I being assessed on?

1.1 The characteristics of contemporary processors, input, output and storage devices

- 1.1.1 Structure and function of the processor
- 1.1.2 Types of processor
- 1.1.3 Input, output and storage

1.2 Software and software development

- 1.2.1 Systems Software
- 1.2.2 Applications Generation
- 1.2.3 Software Development
- 1.2.4 Types of Programming Language

1.3 Exchanging data

- 1.3.1 Compression, Encryption and Hashing
- 1.3.2 Databases
- 1.3.3 Networks
- 1.3.4 Web Technologies

1.4 Data types, data structures and algorithms

- 1.4.1 Data Types
- 1.4.2 Data Structures
- 1.4.3 Boolean Algebra

1.5 Legal, moral, cultural and ethical issues

- 1.5.1 Computing related legislation
- 1.5.2 Moral and ethical Issues

2.1 Elements of computational thinking

- 2.1.1 Thinking abstractly
- 2.1.2 Thinking ahead
- 2.1.3 Thinking procedurally
- 2.1.4 Thinking logically
- 2.1.5 Thinking concurrently

2.2 Problem solving and programming

- 2.2.1 Programming techniques
- 2.2.2 Computational methods

2.3 Algorithms

- 2.3.1 Algorithms

What revision material should I revise from?

- Class notes
- OCR textbook
- C&D video channel
- Previous completed and annotated exam papers
- Past papers (available in LM11)

Assessment Booklet

A Level Law

What am I being assessed on?

Paper 1: The Nature of Law and the English Legal System

Written Examination: 1 hour 30 minutes

25% of qualification

Section A: Law making and the nature of law

Two short answers and one scenario based question

Section B: The English legal system and the nature of law

One question from a choice of two essay type questions, each consisting of part a) and b).

All course content covered will be assessed

Paper 2: Substantive Law in Practice

Written Examination: 2 hour 15 minutes

37.5% of qualification

One scenario based question from three different sections, selected from:



Section A – Law of contract (private law)

Section B – Law of tort (private law)

Section C – Criminal law (public law)


Section D – Human rights law (public law)

What revision material should I revise from?



- Create a revision resource for each topic e.g. mind map, poster, revision cards
- Vary your revision techniques e.g. explain concepts to another person, write notes, watch videos or listen to podcasts
- Work in pairs to ask and
- Answer questions then swap over
- Answer practice exam questions and mark using the mark scheme

LEARN YOUR CASES!

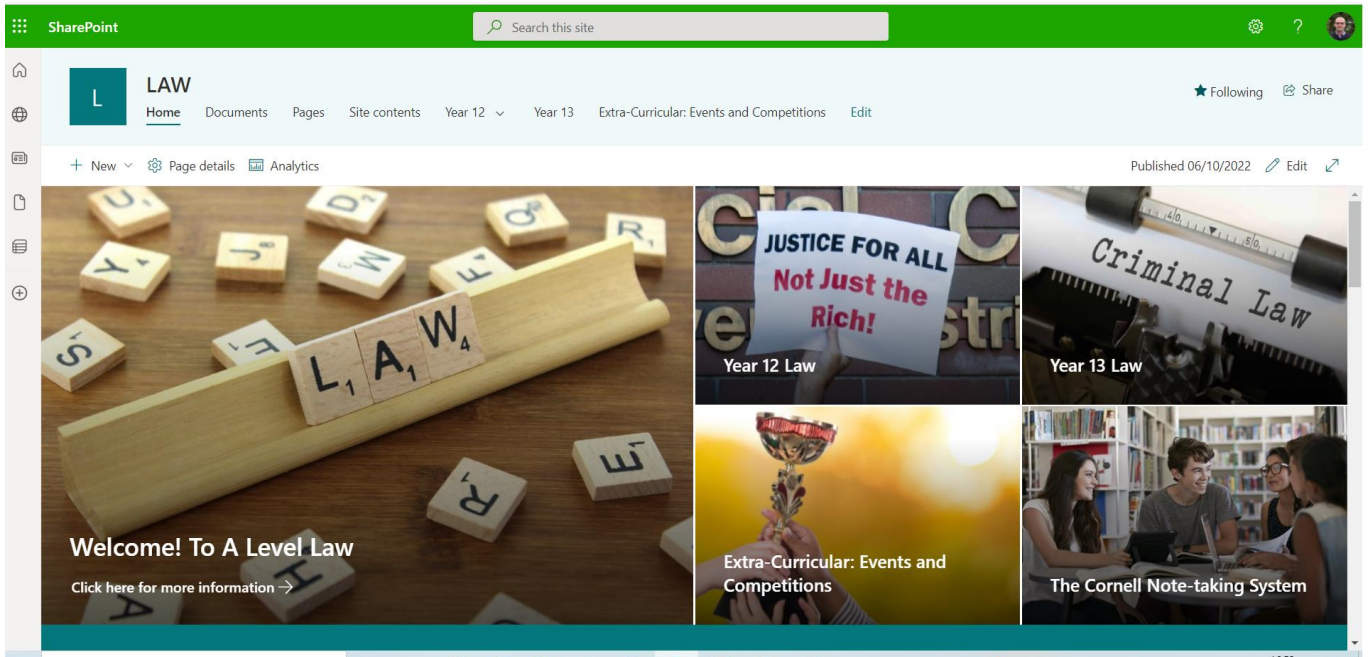


Assessment Booklet

A Level Law

Additional Revision Tasks & Resources:

All law students have access to the law SharePoint website and also to the resource 'Flipped Learning'.



Assessment objectives and weightings

Below are the assessment objectives for this specification.

AO1 Demonstrate knowledge and understanding of the English legal system and legal rules and principles

AO2 Apply legal rules and principles to given scenarios in order to present a legal argument using appropriate legal terminology

AO3 Analyse and evaluate legal rules, principles, concepts and issues The table below shows the weighting of each assessment objective for each component and for the qualification as a whole.



What is AI?

- AI stands for artificial intelligence and using it is like having a computer that thinks
- AI tools like ChatGPT or Snapchat My AI can write text, make art and create music by learning from data from the internet, but watch out – they can also make things up and be biased



How can AI be misused in assessments?

AI misuse is when you take something made using AI and say it's your own work.

THIS IS CHEATING!



How do I make sure I don't misuse AI?



1 Know the rules

- You're **not allowed** to use AI tools when you're in an exam
- Your teachers will tell you if you're allowed to use AI tools when doing your coursework – the rules will depend on your qualification
- Even if you're allowed to use AI tools, you can't get marks for content just produced by AI – your marks come from showing your own understanding and producing your own work

2 Reference reference reference!

- If you're allowed to use AI tools, you must reference them clearly
- Name the AI tool you used
 - Add the date you generated the content
 - Explain how you used it
 - Save a screenshot of the questions you asked and the answers you got

3 Declare it's all your own work

– When you hand in your assessment, you have to sign a declaration. Anything without a reference must be all your own work. If you've used an AI tool, don't sign the declaration until you're sure you've added all the references



What happens if I misuse AI?

If you've misused AI, you could lose your marks for the assessment – you could even be disqualified from the subject.

DON'T RISK IT!



REMEMBER
Misusing AI is cheating!

Know the rules
Talk to your teachers
Reference clearly